

Progress Report

Profile

Your profile information	
Full Name	Example Styku
Age	38
Gender	Female


Scan History

Recap of your scans	
# of Scans to date	3
Before/After	51 days
Net Loss/Gain	Lost 18/7 cm (-15/7%)


Change Summary

These are the biggest areas of change	
Torso	Lost 14/4 cm (-6/7%)
Neck & Arms	Lost 1/1 cm (-3/5%)
Legs	Lost 3/1 cm (-5/4%)

First Scan
2 ربتكأ 2, 2015



Last Scan
21 ربتكأ 21, 2015



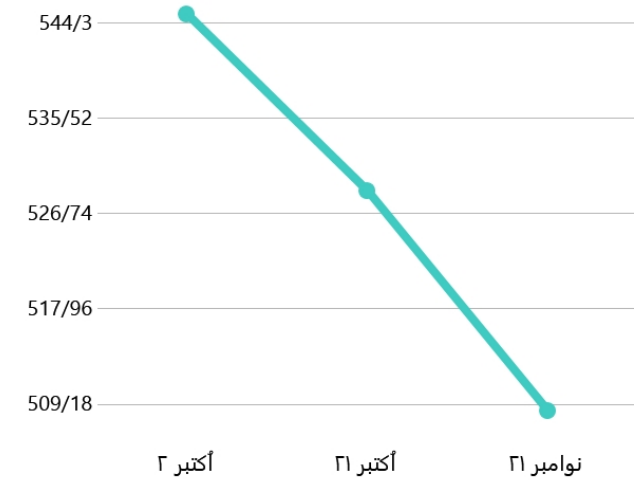
Progress Report

BODY MEASUREMENTS

EXAMPLE STYKU

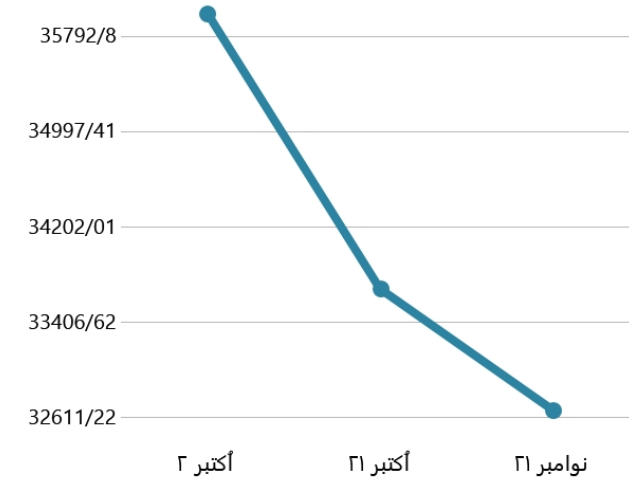
Circumference (Torso Only)

	Net	%
Total Circumference	-36/6 cm	6/7% Loss



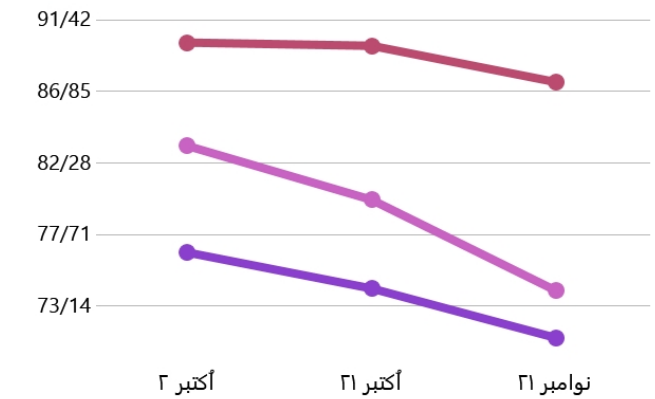
Volume (Torso Only)

	Net	%
Total Volume	-3314/15 cm ³	9/2% Loss



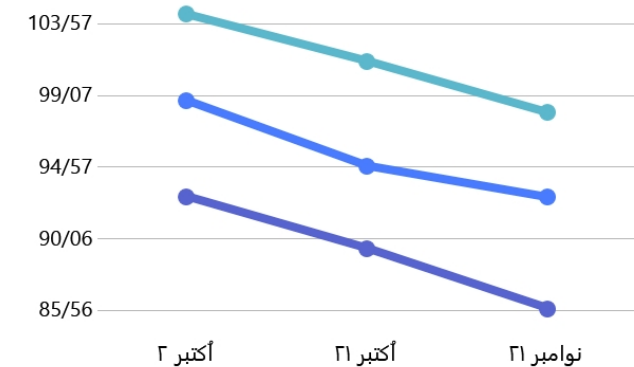
Upper Torso

	Net	%
Chest	-2/5 cm	2/8% Loss
Waist (Narrowest Point)	-5/5 cm	7/2% Loss
Waist (Close to Abdominal)	-9/3 cm	11/1% Loss



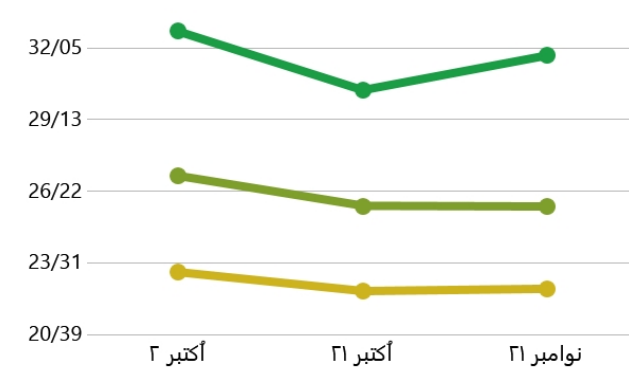
Lower Torso

	Net	%
Waist (Lower)	-7/0 cm	7/6% Loss
High Hip	-6/1 cm	6/2% Loss
Hip (Widest Point)	-6/2 cm	6/0% Loss



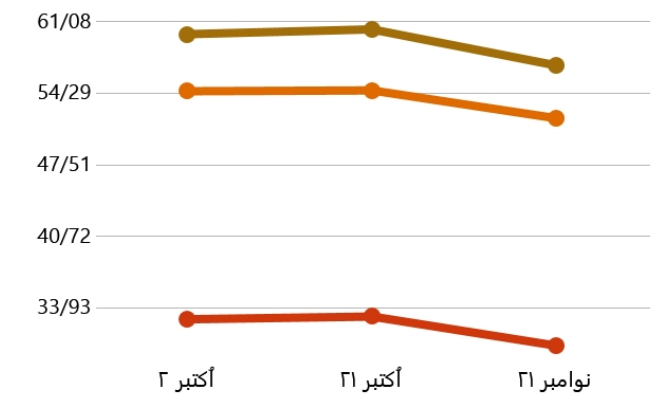
Neck & Arms

	Net	% Change
Neck	-1/0 cm	3/0% Loss
Bicep	-1/2 cm	4/6% Loss
Forearm	-0/7 cm	3/0% Loss



Legs

	Net	% Change
Thigh	-2/9 cm	4/9% Loss
Mid-Thigh	-2/6 cm	4/7% Loss
Calf	-2/5 cm	7/6% Loss




Progress Report


3D SCANS

EXAMPLE STYKU

رَبْتَكْأ 2, 2015



رَبْتَكْأ 21, 2015



رَبْمَاون 21, 2015

